



## (I) (a) Statement showing Shareholding Pattern

Name of the Company: CAPITAL FIRST LIMITED		BSE- 532938	NSE- CAPF	Equity
Scrip Code, Name of the scrip, class of security:				
Quarter ended : 30.06.2015				
<b>Partly paid-up shares:-</b>	<b>No. of partly paid-up shares</b>	<b>As a % of total no. of partly paid-up shares</b>	<b>As a % of total no. of shares of the company</b>	
Held by Promoter / Promoter Group	0	0.00	0.00	
Held by public	0	0.00	0.00	
<b>Total</b>	<b>0</b>	<b>0.00</b>	<b>0.00</b>	
<b>Outstanding convertible securities:-</b>	<b>No. of outstanding securities</b>	<b>As a % of total No. of outstanding convertible securities</b>	<b>As a % of total no. of shares of the company, assuming full conversion of the convertible securities</b>	
Held by Promoter / Promoter Group	0	0.00	0.00	
Held by public	0	0.00	0.00	
<b>Total</b>	<b>0</b>	<b>0.00</b>	<b>0.00</b>	
<b>Warrants:-</b>	<b>No. of warrants</b>	<b>As a % of total no. of warrants</b>	<b>As a % of total no. of shares of the company, assuming full conversion of warrants</b>	
Held by Promoter / Promoter Group	0	0.00	0.00	
Held by public	0	0.00	0.00	
<b>Total</b>	<b>0</b>	<b>0.00</b>	<b>0.00</b>	
<b>Total paid-up capital of the company assuming full conversion of warrants and convertible securities</b>	<b>Rs. 91,09,82,240/- consisting of 9,10,98,224 Equity Shares of Rs. 10/- each</b>			





Category Code	Category of shareholder	Number of shareholders	Total number of shares	Number of shares held in dematerialised form	Total shareholding as a percentage of total number of shares		Shares pledged or otherwise encumbered		
					As a percentage of (A+B)	As a percentage of (A+B+C)	Number of shares	As a percentage (IX) =	
					(VI)	(VII)	(VIII)	(VIII)/(IV)*100	
(I)	(II)	(III)	(IV)	(V)					
(A)	<b>Promoter and Promoter Group</b>								
1	<b>Indian</b>								
(a)	Individuals/Hindu Undivided Family	0	0	0	0.00	0.00	0	0.00	
(b)	Central Government/State Government(s)	0	0	0	0.00	0.00	0	0.00	
(c)	Bodies Corporate	0	0	0	0.00	0.00	0	0.00	
(d)	Financial Institutions / Banks	0	0	0	0.00	0.00	0	0.00	
(e)	Any Other (specify)	0	0	0	0.00	0.00	0	0.00	
	<b>Sub Total (A)(1)</b>	<b>0</b>	<b>0</b>	<b>0</b>	<b>0.00</b>	<b>0.00</b>	<b>0</b>	<b>0.00</b>	
2	<b>Foreign</b>								
(a)	Individuals (Non-Resident Individuals/Foreign Individuals)	0	0	0	0.00	0.00	0	0.00	
(b)	Bodies Corporate	2	59485602	59485602	65.30	65.30	0	0.00	
(c)	Institutions	0	0	0	0.00	0.00	0	0.00	
(d)	Qualified Foreign Investors	0	0	0	0.00	0.00	0	0.00	
(e)	Any Other (specify)	0	0	0	0.00	0.00	0	0.00	
	<b>Sub Total (A)(2)</b>	<b>2</b>	<b>59485602</b>	<b>59485602</b>	<b>65.30</b>	<b>65.30</b>	<b>0</b>	<b>0.00</b>	
	<b>Total Shareholding of Promoter and Promoter Group (A)=(A)(1)+(A)(2)</b>	<b>2</b>	<b>59485602</b>	<b>59485602</b>	<b>65.30</b>	<b>65.30</b>	<b>0</b>	<b>0.00</b>	
(B)	<b>Public shareholding</b>								
1	<b>Institutions</b>								
(a)	Mutual Funds/UTI	28	5455430	5455430	5.99	5.99	0	0.00	
(b)	Financial Institutions / Banks	7	164453	164453	0.18	0.18	0	0.00	
(c)	Central Government/State Government(s)	0	0	0	0.00	0.00	0	0.00	
(d)	Venture Capital Funds	0	0	0	0.00	0.00	0	0.00	
(e)	Insurance Companies	2	3488910	3488910	3.83	3.83	0	0.00	
(f)	Foreign Institutional Investors	24	7045722	7045722	7.73	7.73	0	0.00	
(g)	Foreign Venture Capital Investors	0	0	0	0.00	0.00	0	0.00	
(h)	Qualified Foreign Investors	0	0	0	0.00	0.00	0	0.00	
(i)	Any Other (specify)	0	0	0	0.00	0.00	0	0.00	
	<b>Sub Total (B) (1)</b>	<b>61</b>	<b>16154515</b>	<b>16154515</b>	<b>17.73</b>	<b>17.73</b>	<b>0</b>	<b>0.00</b>	



2	Non-Institutions								
(a)	Bodies Corporate	723	6410213	6410213	7.04	7.04	0	0.00	
(b) (i)	Individuals - shareholders holding nominal share capital up to Rs 1 Lakh	117137	5874169	5873994	6.45	6.45	0	0.00	
(ii)	Individual shareholders holding nominal share capital in excess of Rs. 1 Lakh	59	1751828	1751828	1.92	1.92	0	0.00	

Category code	Category of shareholder	Number of shareholders	Total number of shares	Number of shares held in dematerialised form	Total shareholding as a percentage of total number of shares		Shares pledged or otherwise encumbered	
					As a percentage of (A+B)	As a percentage of (A+B+C)	Number of shares	As a percentage (IX) =
					(VI)	(VII)	(VIII)	(VIII)/(IV)*100
(t)	(ii)	(iii)	(iv)	(v)	(vi)	(vii)	(viii)	(ix)
(c)	Qualified Foreign Investors	0	0	0	0.00	0.00	0	0.00
(d)	Any Other							
i	Non Resident Indians ( Repat)	528	845012	845012	0.93	0.93	0	0.00
ii	Non Resident Indians (Non-Repatriate)	188	97458	97458	0.10	0.10	0	0.00
iii	Clearing Member	210	146177	146177	0.16	0.16	0	0.00
iv	Trusts	8	53414	53414	0.06	0.06	0	0.00
v	Foreign Portfolio Investor ( Corporate )	4	279836	279836	0.31	0.31	0	0.00
	Sub Total (B)(2)	118857	15458107	15457932	16.97	16.97	0	0.00
	Total Public Shareholding Public Group (B)={B}(1)+{B}(2)	118918	31612622	31612447	34.70	34.70	NA	NA
	Total (A)+(B)	118920	91098224	91098049	100.00	100.00		
(C)	Shares held by custodians and against which Depository Receipts have been Issued							
i	Promoter and Promoter group	0	0	0	0.00	0.00	0	0.00
ii	Public	0	0	0	0.00	0.00	0	0.00
	Sub Total ( C )	0	0	0	0.00	0.00	0	0.00
	GRAND TOTAL (A)+(B)+(C)	118920	91098224	91098049	100.00	100.00	0.0000	0.00

Sr. No.	Notes
1	61,72,840 Equity shares of Cloverdell Investment Ltd shall be locked upto September 27, 2015.
2	83,57,145 Equity shares to Cloverdell Investment Ltd shall be locked upto April 24, 2017.




(I)(b) Statement showing holding of securities (including shares, warrants, convertible securities) of persons belonging to the category "Promoter and Promoter Group"											
Sr. No.	Name of the shareholder	Details of Shares held		Encumbered shares			Details of warrants		Details of convertible securities		Total shares (including underlying shares assuming full conversion of warrants and convertible securities) as a % of diluted share capital
		Number of shares held	As a % of grand total (A)+(B)+(C)	No.	As a percentage	As a % of grand total (A)+(B)+(C) of sub-clause (I)(a)	Number of warrants held	As a % total number of warrants of the same class	Number of convertible securities held	As a % total number of convertible securities of the same class	
(I)	(II)	(III)	(IV)	(V)	(VI)=(V)/(III)*100	(VII)	(VIII)	(IX)	(X)	(XI)	(XII)
1	CLOVERDELL INVESTMENT LTD	58237645	63.93	0	0.00	0.00	0	0.00	0	0.00	63.93
2	DAYSIDE INVESTMENT LTD	1247957	1.37	0	0.00	0.00	0	0.00	0	0.00	1.37
TOTAL		59485602	65.30	0	0.00	0.00	0	0.00	0	0.00	65.30




(l)(c)(i) Statement showing holding of securities (including shares, warrants, convertible securities) of persons belonging to the category "Public" and holding more than 1% of the total number of shares								
Sr. No.	Name of the shareholder	Number of shares held	Shares as a percentage of total number of shares (i.e., Grand Total (A)+(B)+(C) indicated in Statement at para (l)(a) above)	Details of warrants		Details of convertible securities		Total shares (including underlying shares assuming full conversion of warrants and convertible securities) as a % of diluted share capital
				Number of warrants held	As a % total number of warrants of the same class	Number of convertible securities held	% w.r.t total number of convertible securities of the same class	
1	JV AND ASSOCIATES LLP	4773795	5.24	0	0.00	0	0.00	5.24
2	BIRLA SUNLIFE TRUSTEE COMPANY PRIVATE LIMITED AAATB0102C	3533053	3.88	0	0.00	0	0.00	3.88
3	HDFC STANDARD LIFE INSURANCE COMPANY LIMITED	3468282	3.81	0	0.00	0	0.00	3.81
4	SWISS FINANCE CORPORATION (MAURITIUS) LIMITED	1977900	2.17	0	0.00	0	0.00	2.17
5	GOLDMAN SACHS INDIA FUND LTD	1677572	1.84	0	0.00	0	0.00	1.84
6	DSP BLACKROCK MICRO CAP FUND	1357846	1.49	0	0.00	0	0.00	1.49
7	GOVERNMENT PENSION FUND GLOBAL	1347741	1.48	0	0.00	0	0.00	1.48
	<b>TOTAL</b>	<b>18136189</b>	<b>19.91</b>	<b>0</b>	<b>0.00</b>	<b>0</b>	<b>0.00</b>	<b>19.91</b>


(l)(c)(ii) Statement showing holding of securities (including shares, warrants, convertible securities) of persons (together with PAC) belonging to the category "Public" and holding more than 5% of the total number of shares of the company								
Sr. No.	Name(s) of the shareholder(s) and the Persons Acting in Concert (PAC) with them	Number of shares	Shares as a percentage of total number of shares (i.e., Grand Total (A)+(B)+(C) indicated in Statement at para (l)(a) above)	Details of warrants		Details of convertible securities		Total shares (including underlying shares assuming full conversion of warrants and convertible securities) as a % of diluted share capital
				Number of warrants	As a % total number of warrants of the same class	Number of convertible securities held	% w.r.t total number of convertible securities of the same class	
1	JV AND ASSOCIATES LLP	4773795	5.24	0	0.00	0	0.00	5.24
2	V VAIDYANATHAN	341496	0.37	0	0.00	0	0.00	0.37
	<b>TOTAL</b>	<b>5115291</b>	<b>5.61</b>	<b>0</b>	<b>0.00</b>	<b>0</b>	<b>0.00</b>	<b>5.61</b>



<b>(l)(d) Statement showing details of locked-in shares</b>				
<b>Sr. No.</b>	<b>Name of the shareholder</b>	<b>Number of Locked in Shares</b>	<b>Locked-in shares as a percentage of total number of shares {i.e., Grand Total (A)+(B)+(C) indicated in Statement at para (l)(a) above}</b>	<b>Category of shareholders Promoters/Promoters company,Public</b>
1	CLOVERDELL INVESTMENT LTD	14529985	15.95	FOREIGN PROMOTER COMPANY
<b>TOTAL</b>		<b>14529985</b>	<b>15.95</b>	



(II)(a) Statement showing details of Depository Receipts (DRs)				
Sr. No.	Type of outstanding DR (ADRs, GDRs, SDRs, etc.)	Number of outstanding DRs	Number of shares underlying outstanding DRs	Shares underlying outstanding DRs as a percentage of total number of shares {i.e., Grand Total (A)+(B)+(C) indicated in Statement at para (I)(a) above}
1	NIL	NIL	NIL	NIL
<b>TOTAL</b>		<b>NIL</b>	<b>NIL</b>	<b>NIL</b>



Statement showing holding of Depository Receipts (DRs), where underlying shares held by (II) (b) "Promoter/ Promoter Group" are in excess of 1% of the total number of shares				
Sr. No.	Name of the DR Holder	Type of outstanding DR (ADRs, GDRs, SDRs, etc.)	Number of shares underlying outstanding DRs	Shares underlying outstanding DRs as a percentage of total number of shares {i.e., Grand Total (A)+(B)+(C) indicated in Statement at para (I)(a) above}
1	NIL	NIL	NIL	NIL
TOTAL		NIL	NIL	NIL

